



Name: _____ Date: _____


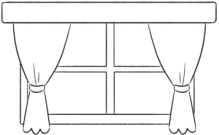

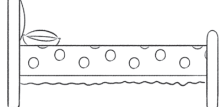



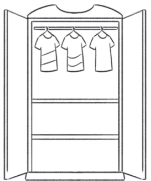




Where in the room?

Understand words that describe position



You will need:
• coloured pencils



-  outside the 
-  underneath the 
-  in front of the 
-  inside the 
-  on top of the 
-  behind the 

What to do

- Work with your child to help them draw each of the objects in the correct position.
Hint: Think carefully about how much of the person will be seen when they are behind the chair!



Take turns to say one of the following position words/phrases: in front of, behind, on top of, underneath, inside, outside. The other person must use the chosen word/phrase in a sentence to describe something they can see around them.