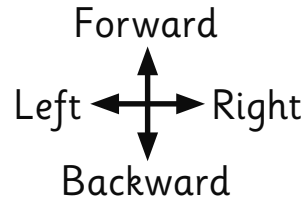


Name: _____ Date: _____


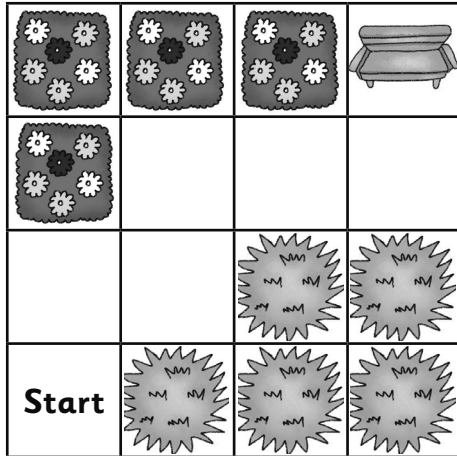
Directions

Understand and use direction words



You will need:


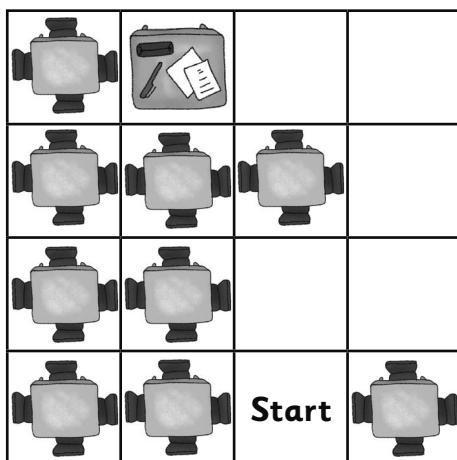
- small toy person or building cube



Forward ↑
Left ←
Forward ↑
Forward ↑
Left ←
Left ←
Backward ↓
Backward ↓

Forward ↑
Right →
Forward ↑
Forward ↑
Right →
Right →
Backward ↓
Backward ↓
Backward ↓

Forward ↑
Right →
Forward ↑
Right →
Right →
Forward ↑



Teacher's notes

There are four grid routes, but only three complete sets of directions – one set of directions is missing. Children move a toy person or building cube along each grid route to match it to the correct set of directions. They draw a line to match each route to the correct set of directions. They then write the missing set of directions and draw a line to the grid route.