





Name: \_\_\_\_\_ Date: \_\_\_\_\_




# Fruit stall

Solve money problems and give change






 11p      7p     




11p +  7p =  18p      20p -  18p =  2p

 9p      6p     




+  =       20p -  =

 24p      12p     




+  =       40p -  =

 21p      20p     

+  =       50p -  =

 24p      43p     

+  =       70p -  =

 50p      36p     



+  =       £1 -  =



 £1      £2

+  =       £5 -  =



 £3      £4

+  =       £10 -  =

## Teacher's notes

Children work out the total cost of the two pieces of fruit. Then they work out how much change will be given when the customer pays with the coin(s) or note shown.