



Name: _____ Date: _____

Turning clockwise and anticlockwise




Make clockwise and anticlockwise turns


Make a quarter turn clockwise.




Make a half turn anticlockwise.




Make a three quarter turn clockwise.



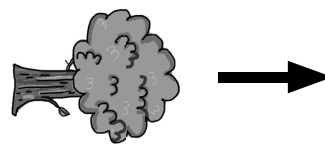
Make a whole turn clockwise.



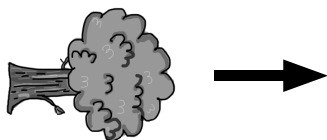
Make a quarter turn clockwise.



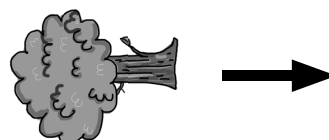
Make a whole turn anticlockwise.



Make a three quarter turn clockwise.



Make a half turn anticlockwise.



Teacher's notes

Children rotate each tree, by the turn given, and draw the new position.