







Name: _____ Date: _____

Plan your weather

Solve problems involving percentages



Imagine you could determine what the weather is going to be like. Plan your ideal summer holiday weather for August. Think carefully about the per cent of each type of weather as you plan it.

Weather	%	Number of days
 Sunny		
 Rainy		
 Stormy		
 Cloudy		
 Mix of cloud and sun		

Challenge

1

Use at least three symbols.

Challenge

2

Use at least four symbols.

Challenge

3

Use all five symbols.

Now use the symbols in the table above to show what the weather is like for each day in August.

AUGUST						
M	T	W	Th	F	S	S
1	2	3	4	5	6	7
8	9	10	11	12	13	14
15	16	17	18	19	20	21
22	23	24	25	26	27	28
29	30	31				



Let's only count 30 days of August as percentages of 31 are tricky!



Show your weather chart to someone at home. Check your percentages together. Then, on the back of this sheet, write a statement explaining your weather chart and why you planned it in this way.