

How to play

CHARACTER CLASH!

There are lots of games to be played with your 'Character Clash' cards.

Here's few. If you make up a game, feel free to share it!

Mini Character Clash (for 2 players) - Difficulty 1

1. Each player needs a deck of Character Clash cards (it doesn't matter how many)
2. Each player shuffles then holds their deck of cards and looks at the top character.
3. The first player chooses a power (Magic, Strength, Intelligence or Bravery) and reads out the value.
4. The player with the highest value wins. The losing card is placed to one side.
5. Play continues until one player has no cards left. The winner is the player who still holds cards


Character Clash (for 2 players) - Difficulty 2

Each player needs a deck of Character Clash cards (at least about 10 each)

For standard 'Character Clash', ignore other instructions on the card

1. Shuffle the decks separately. Each person is dealt 5 character clash cards from their deck.
2. Players take it in turns to place cards on a 5 x 2 grid
3. On your turn, place a card on your side of the grid. You can place a card at any orientation as shown below.

Player 1's side



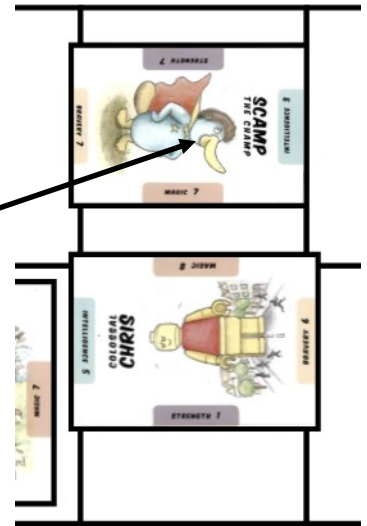
Player 2's side

4. If you place a card opposite your opponents card you must match the same power (Magic, Strength, Intelligence or Bravery) where the cards meet (see below). When two cards are placed opposite each other this causes a Character Clash!


5. To resolve the clash, compare the values. In this clash, player 2 has played Co-

lossal Chris (Magic 8) which beats Scamp the Champ (Magic 7)

Big Chris is the winner of this clash.



6. After each clash, rotate the cards to face the winning player.



7. The game ends when 10 cards have been played.

8. The winner is the player who has the most cards facing them.

Character Super Clash (for 2 players) - Difficulty 3

Each player needs a deck of Character Clash cards (at least about 14 each)

1. Shuffle the decks separately. Each person is dealt 7 character clash cards from their deck.
2. As before, players take it in turns to place cards on a 5 x 2 grid
3. Add the cards to the grid as in 'Character Clash'. Match values placed opposite each other and rotate the cards to face the winning player.
4. Some characters have special abilities. If you play a card with special abilities, follow the instructions. These can

- Allow you to draw more card into your hand
- Force your opponent to discard a card from their hand
- Exchange one of your played cards for another one.

Note— you can't exchange cards that have already been involved in a clash

5. The game ends when either 10 cards have been played, or a player is unable to take a turn.
6. The winner is the player with the most cards facing them.

'Character Clash' is © Trinity CE Primary School, 2018

All artwork is © Sarah Lister Illustration, 2018