

Name: \_\_\_\_\_ Date: \_\_\_\_\_

## Science Assessment Year 1: Everyday Materials



1. Draw a line to match each object with the material they are made from.



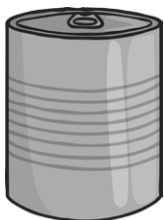

plastic

fabric

metal

wood

2. Circle **three** objects that are made from metal.




2

2

Total for this page

3. What material are these made of?



1

4. Look at these five materials.

wood

metal

plastic

fabric

glass

Choose which material you would use for the following objects.



jumper



ring



ball



door



window

--	--	--	--	--

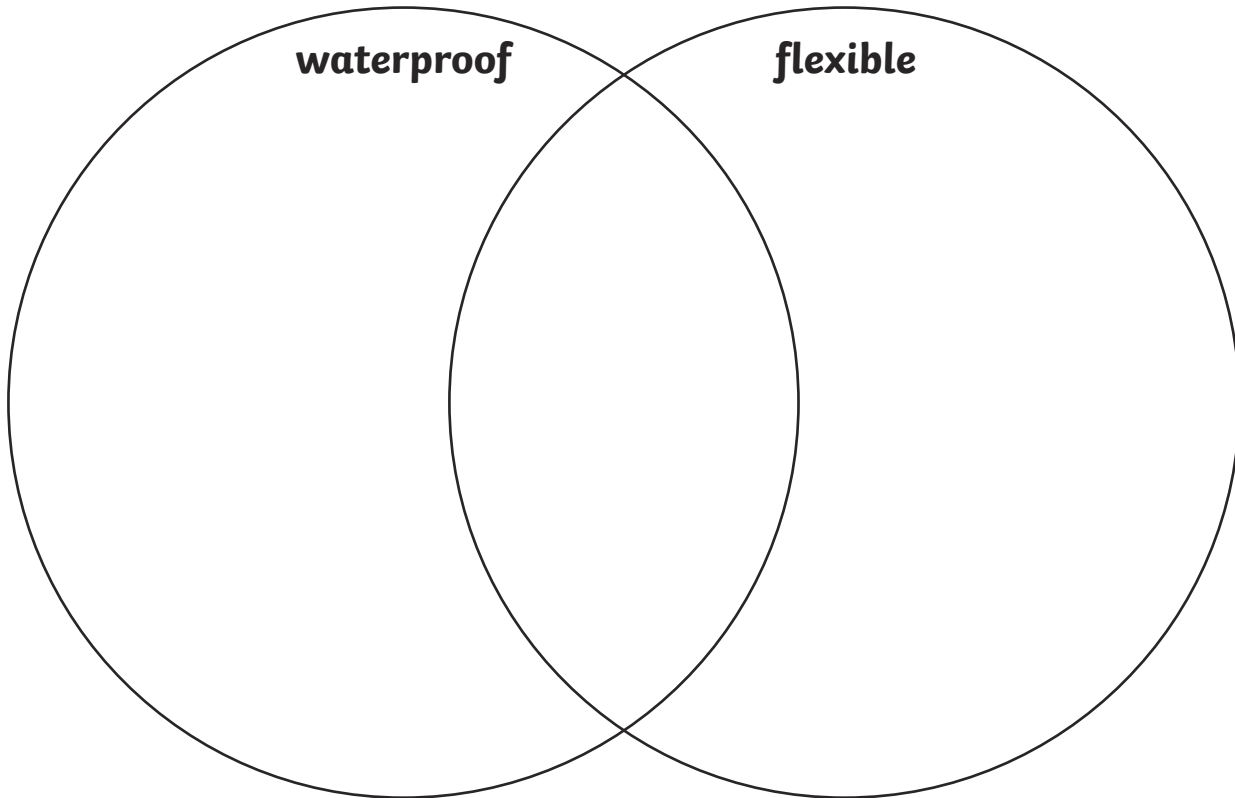
5

Total for this page

5. Place these materials correctly in the venn diagram.



plastic bag   glass bottle   fabric dress   ceramic mug   metal bridge



6. Look at the venn diagram above. Which material do you think would be best to make a winter hat?

Explain your choice

---

---

---

---

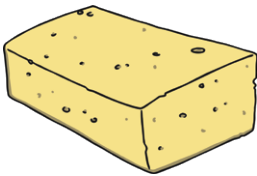
---

7. Match the different materials with their properties.



cushion

absorbent



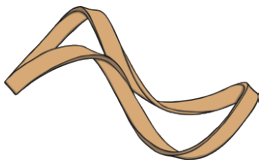
sponge

flexible



rock

hard



rubber band

soft

8. Complete the following table.

	true	false
plastic is waterproof		
glass is not flexible		
metal is hard		
metal is transparent		

2

2

Total for this page

9. Explain the meaning of the following properties.

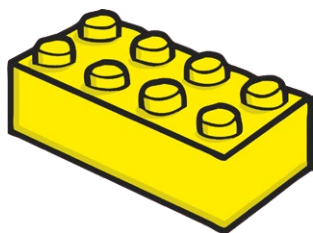
transparent \_\_\_\_\_

smooth \_\_\_\_\_

opaque \_\_\_\_\_

3

10. Join each object to one made from the same material.



4

Total for this page