

Find a Quarter (1)

Adult Guidance with Question Prompts



Children learn that 'quarter' means one of four equal parts and 'whole' means complete. Children investigate splitting images, objects and quantities into quarters. They spot, describe and correct inaccuracies as they study representations of quarters. Here, children match the quarter to the whole and look for accurately drawn quarters. It would be great if children had access to paper shapes and straws or sticks to investigate making different shapes and finding ways to quarter them.

What is a 'quarter'?

Which of these six shapes do you think is a quarter of a whole shape?

Can you match the pieces to make a whole?

How do you know those parts go together?

How many pieces make the whole shape?

Are they the same size?

What fraction do we call this?



Which hay bales show four equal parts?

Some show four parts that are not equal. Are they still quarters?


Find a Quarter (1)



Draw a line to match the quarter to the rest of the whole shape.



Tick the hay bales that show quarters.



Find a Quarter (1)

Adult Guidance with Question Prompts



Children learn that 'quarter' means one of four equal parts and 'whole' means complete. Children investigate splitting images, objects and quantities into quarters. They spot, describe and correct inaccuracies as they study representations of quarters. It would be great if children had access to straws or sticks to investigate making different shapes and finding ways to quarter them.

Do you think this oval basket can be quartered in different ways?

How many different ways?

Can you explain why?

Can you prove it?

Can this shape be shared into quarters?

What can you do to find out?

Are there any shapes that can't be quartered?

What do these shapes have in common?

Investigate splitting other shapes into quarters.

Try to guess first, then test.

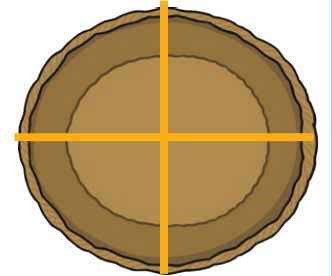
What do you notice?

Find a Quarter (1)




There are more ways to show quarters in an oval based basket than any other shape.

Do you agree?
Can you prove it



I can't split this shape into quarters.



Is he right? Can you find a way?

Are there any shapes that can't be quartered?

Find a Quarter (1)

Adult Guidance with Question Prompts



Children learn that 'quarter' means one of four equal parts and 'whole' means complete. Children investigate splitting images, objects and quantities into quarters. They also predict what a whole shape could be by looking at one quarter piece. Here, children need to quarter a shape in a variety of ways and then use the quarter to create the whole. It would be great if children had access to playdough and cutting tools, paper and scissors, paper shapes and straws or sticks to investigate making different shapes and finding ways to quarter them.

How many different ways can you split the square into quarters?

How many equal parts will each square have?

You may want to try different ideas by arranging straws or sticks on a square of paper before drawing the lines.

What shape is this part of the vegetable patch?


If this is quarter of a larger shape, what do you think the whole patch looks like?

What can we do to work this out?

Find a Quarter (1)



Can you show quarters on the pigsties?



How many different ways can you show quarters?

Draw lines to show them.



This is a quarter of my vegetable patch.



What could the whole patch look like?