

Continue each number pattern.

<b>1</b>		<div style="background-color: #ccc; width: 20px; height: 15px; margin-bottom: 5px;"></div> <b>1</b> 1 mark
<b>2</b>		<div style="background-color: #ccc; width: 20px; height: 15px; margin-bottom: 5px;"></div> <b>2</b> 1 mark
<b>3</b>		<div style="background-color: #ccc; width: 20px; height: 15px; margin-bottom: 5px;"></div> <b>3</b> 1 mark
<b>4</b>		<div style="background-color: #ccc; width: 20px; height: 15px; margin-bottom: 5px;"></div> <b>4</b> 1 mark
<b>5</b>		<div style="background-color: #ccc; width: 20px; height: 15px; margin-bottom: 5px;"></div> <b>5</b> 1 mark
<b>6</b>		<div style="background-color: #ccc; width: 20px; height: 15px; margin-bottom: 5px;"></div> <b>6</b> 1 mark
<b>7</b>		<div style="background-color: #ccc; width: 20px; height: 15px; margin-bottom: 5px;"></div> <b>7</b> 1 mark
<b>8</b>		<div style="background-color: #ccc; width: 20px; height: 15px; margin-bottom: 5px;"></div> <b>8</b> 1 mark
<b>9</b>		<div style="background-color: #ccc; width: 20px; height: 15px; margin-bottom: 5px;"></div> <b>9</b> 1 mark
<b>10</b>		<div style="background-color: #ccc; width: 20px; height: 15px; margin-bottom: 5px;"></div> <b>10</b> 1 mark

Name: \_\_\_\_\_


Date: \_\_\_\_\_ End-of-unit Test | Unit 3

**1**

a) How many pots?

b) How many flowers in a pot?

c) How many flowers altogether?



**1**  
2 marks

**2**

a) How many pots?

b) How many flowers in a pot?

c) How many flowers altogether?



**2**  
2 marks

**3**

a) How many pots?

b) How many flowers in a pot?

c) How many flowers altogether?



**3**  
2 marks

**4**

a) How many pots?

b) How many flowers in a pot?

c) How many flowers altogether?



**4**  
2 marks

**5**

a) How many pots?

b) How many flowers in a pot?

c) How many flowers altogether?



**5**  
2 marks

Name: \_\_\_\_\_

Date: \_\_\_\_\_ End-of-unit Test | Unit 3

**You will need:**

- coloured pencil

- 1** Circle the cup to the **right** of the bowl.



1  
1 mark

- 2** Circle the glass to the **left** of the jug.



2  
1 mark


- 3** a) Draw a bowl **below** the flour.



- b) Draw a tea box **above** the rice.

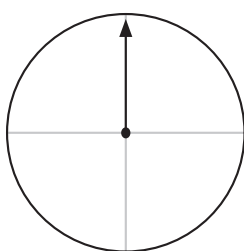


- c) Draw a spoon **between** the flour and the rice.

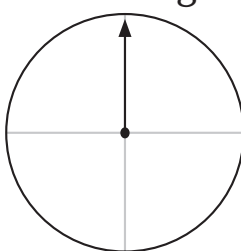


3  
3 marks

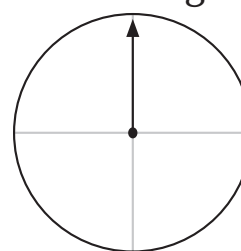
- 4** a) Draw the arrow after **half** a turn.



- b) Draw the arrow after **one quarter** turn to the right.



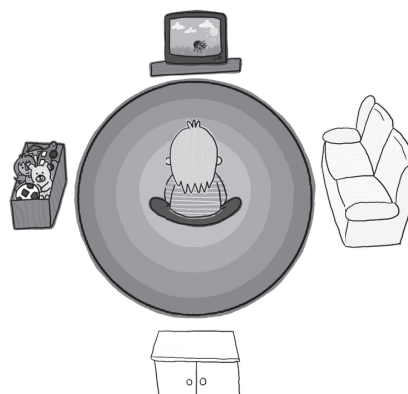
- c) Draw the arrow after a **three-quarter** turn to the right.



4  
3 marks

- 5** a) The child sitting on the rug makes **one quarter** turn to the **left**. Colour what she is now facing.

- b) The child sitting on the rug makes **half a turn**. Circle what she is now facing.



5  
2 marks