

Name: _____ Date: _____

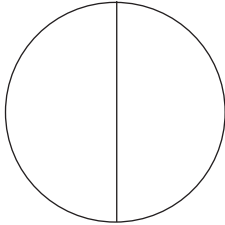
Fractions

You will need:

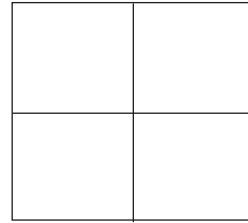
- a coloured pencil

1 Shade half of each shape.

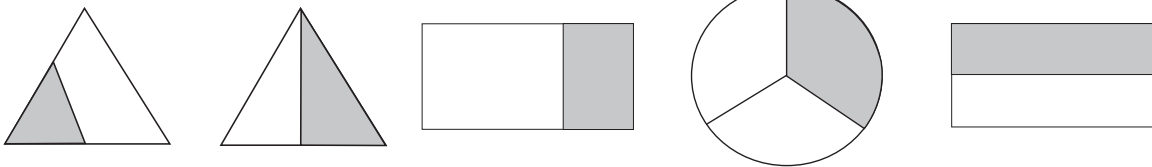
a)




b)




2 Circle the shapes that show one half shaded grey.




3 Circle half of the eggs.



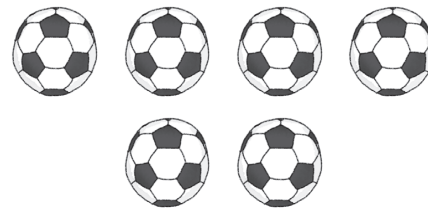
4 Circle half of the apples.




5 Half of 10 is .




6 Half of 6 is .



7 Divide the cake in half. Colour one half.



8 Divide the cake in half. Colour one half.



1
2 marks

2
2 marks

3
1 mark

4
1 mark

5
1 mark

6
1 mark

7
1 mark

8
1 mark

• recognise, find and name one half as one of two equal parts of an object, shape or quantity

Total: out of 10

Mastery: