

Name: \_\_\_\_\_ Date: \_\_\_\_\_

# Full and empty

- I can use the words 'full', 'nearly full', 'half full', 'nearly empty' and 'empty'




You will need:

- glue
- scissors


My glass is **full**.




My glass is **nearly full**.



My glass is **half full**.



My glass is **nearly empty**.



My glass is **empty**.



## What to do

- Cut out the pictures of glasses from the bottom of the sheet. Put them in order of how much water they hold. Look at each character and read their speech bubble. Match the corresponding glass to each character.

